

Macro lens

Componon 2.8/35-0001

Unlike conventional camera lenses where the optical performance decreases as the magnification increases, Schneider-Kreuznach macro lenses have been developed and corrected exclusively for the close-up range of 1:20 to 1:1. Due to its mechanical stability and the robust V-mount interface enabling simpler adjustment of the best azimuth position, the system is exceptionally well suited to demanding, continuous industrial use.



Componon 2.8/35

Key Features

- Excellent optical imaging performance when using large sensors
- Vibration-insensitive for stable optical performance
- Industry-compatible V-mount interface
- Lockable distance and aperture settings
- Infinitely adjustable aperture, guaranteed long-term stability
- 100% quality control guarantees reliability and constant quality
- Low maintenance requirements, therefore high system reliability

Applications

- Machine Vision and other imaging applications
- PCB inspection
- LCD inspection
- OLED inspection
- Solar inspection

Technical Specifications

F-number	2.8
Focal length	34.9 mm
Image circle	32.5 mm
Magnification	-0,10
Transmission	400 - 700 nm
Interface	V-Mount
Weight	105 gr.
Option	Optical filter

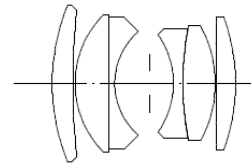
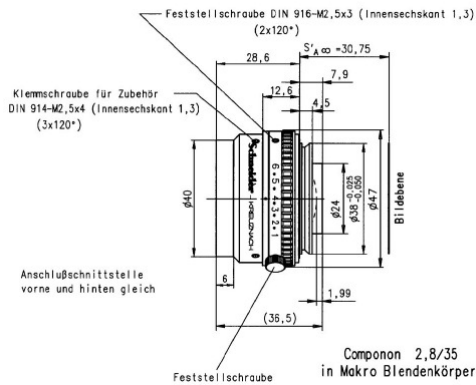
Contact

Jos. Schneider Optische Werke GmbH
 Ringstraße 132
 55543 Bad Kreuznach
 Germany
 Phone +49 671 601-387
 Fax +49 671 601-286
www.schneiderkreuznach.com/industrialoptics
industrie@schneiderkreuznach.com

Schneider Asia Pacific Ltd.
 20/F Central Tower, 28 Queen's Road
 Central, Hong Kong
 China
 Phone +852 8302 0301
 Fax +852 8302 4722
www.schneider-asiapacific.com
info@schneider-asiapacific.com

Schneider Optics Inc.
 285 Oser Ave.
 Hauppauge, NY 11788
 USA
 Phone +1 631 761-5000
 Fax +1 631 761-5090
www.schneideroptics.com/industrial
industrial@schneideroptics.com

Componon 2.8/35



CPN 2.8/35

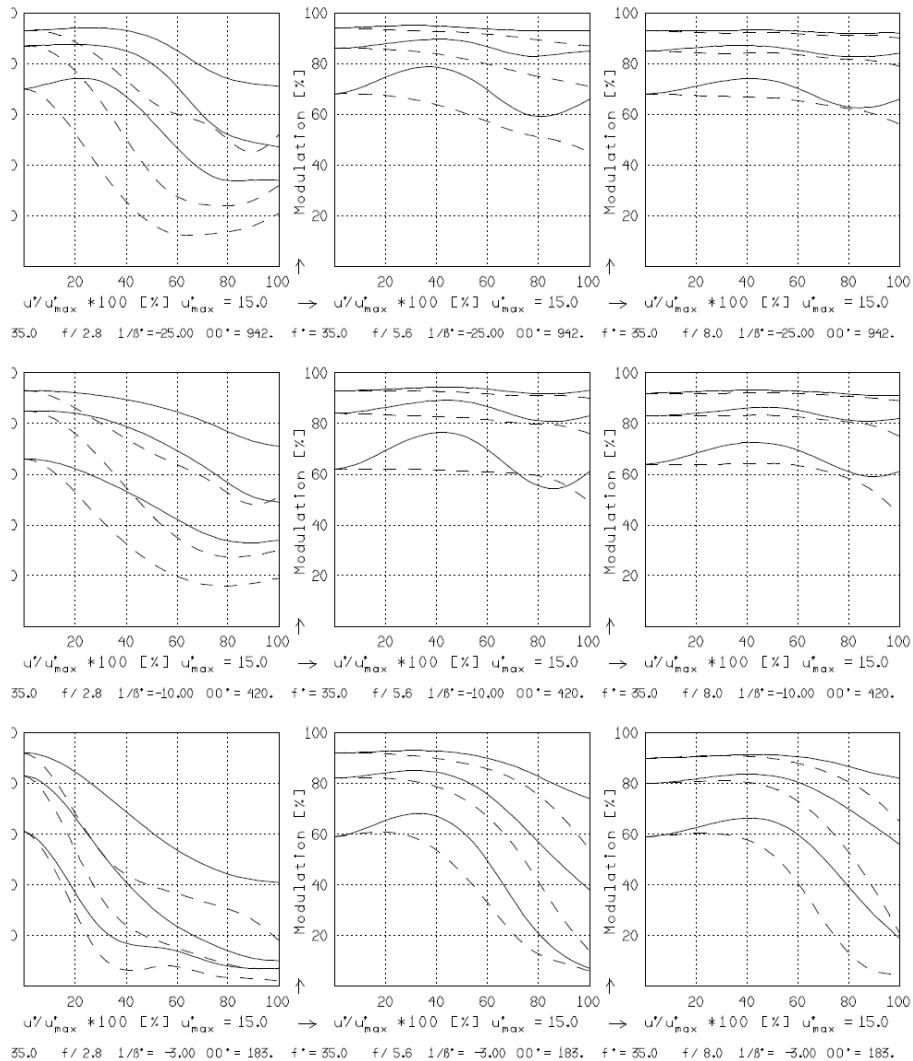
f^* = 35.0 mm	β_p^* = 1.047
s_F = -19.5 mm	s_{EP} = 13.9 mm
s_F^* = 24.8 mm	s_{AP}^* = -11.8 mm
HH^* = -3.5 mm	Σd = 22.1 mm

CPN 2.8/35

MODULATION with reference to the relative image height

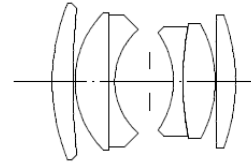
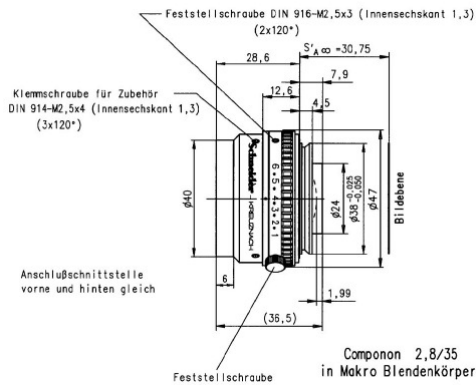
Wavelength λ [nm] :	546	706	644	480	436	405
Spectral weighting [%] :	27.4	12.4	24.1	18.3	12.6	5.2
Spatial frequency R [1/mm] :	10	20	40			
Format [mm X mm] :	23.0	X	23.0			
Diagonal $2u'$ [mm] :	30.0					

radial —
tangential - -



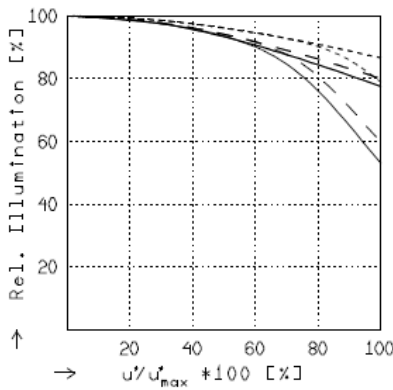
Focusing : MTF_{max} at $f / 2.8$, $R = 20$ 1/mm, $u'/u'_{max} = 0$

Componon 2.8/35



CPN 2.8/35

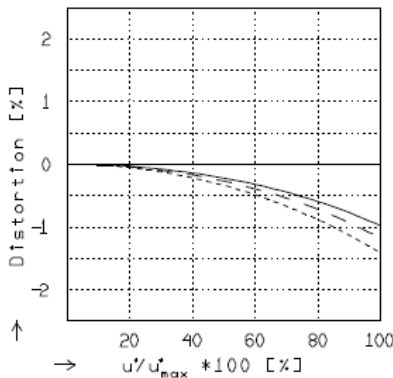
$f^* = 35.0 \text{ mm}$	$\beta_p^* = 1.047$
$s_F = -19.5 \text{ mm}$	$s_{EP} = 13.9 \text{ mm}$
$s_F^* = 24.8 \text{ mm}$	$s_{AP}^* = -11.8 \text{ mm}$
$HH^* = -3.5 \text{ mm}$	$\Sigma d = 22.1 \text{ mm}$



RELATIVE ILLUMINATION

The relative illumination is shown for the given focal distances or magnifications.

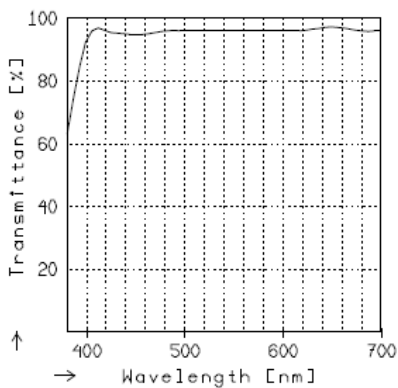
	$f / 2.8$	$f / 5.6$	$f / 8.0$
—	$\beta^* = -0.0400$	$u_{max}^* = 14.9$	$00^* = 942.$
- -	$\beta^* = -0.1000$	$u_{max}^* = 14.8$	$00^* = 420.$
----	$\beta^* = -0.3333$	$u_{max}^* = 14.8$	$00^* = 183.$



DISTORTION

Distortion is shown for the given focal distances or magnifications. Positive values indicate pincushion distortion and negative values barrel distortion.

—	$\beta^* = -0.0400$	$u_{max}^* = 14.8$	$00^* = 942.$
- -	$\beta^* = -0.1000$	$u_{max}^* = 14.8$	$00^* = 420.$
----	$\beta^* = -0.3333$	$u_{max}^* = 14.8$	$00^* = 183.$



TRANSMITTANCE

Relative spectral transmittance is shown with reference to wavelength.